


iCon.text Screendesign Specification Guide

Device screen target: iPad 2 Landscape format, resolution 1024x768 pixels 52 ppcm (132ppi)

1. Postcard
2. Navigation bar
3. Navigation views

The navigation bar is opaque. The background images have still to be the full 768 pixels in height for historical reasons. All images should be **PNGs** with alpha channel where transparent.

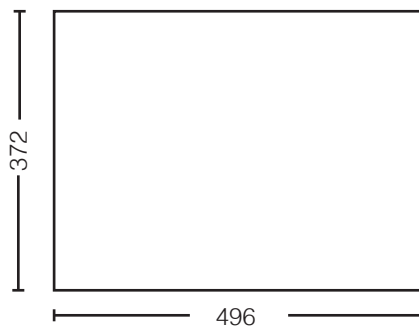


The navigation bar is rendered opaque by the application.

1. Postcard native resolution 994x745 pixels landscape format.


1.1 Frontpages

- should have dimension 496x372 pixels.
- shadows around the image will be rendered by the iPad
- for best results in the mosaic view (if used) provide an additional high resolution frontpage image with 994x745 pixels.



1.2 Back pages (994x745 pixels landscape format)

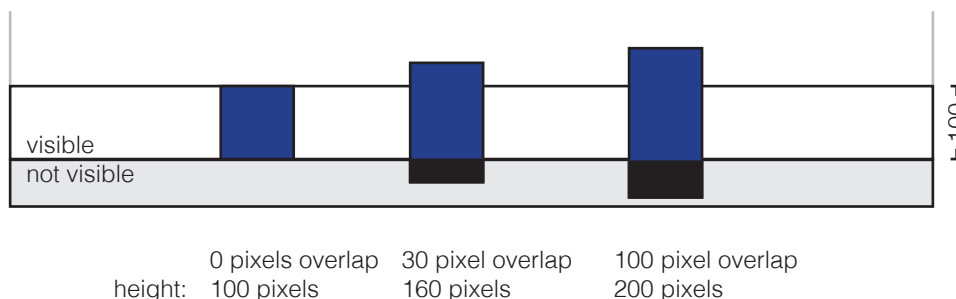
- Back pages have the close button, the buttons to navigate left and right, and a control for displaying the current page as dots automatically added by the application.
- The controls are transparent and white.



2. Navigation bar

Height 100 pixels, gradient with configurable tint color in xml configuration (see Manual).

Navigation buttons are automatically centered and laid out depending on their dimension. The total horizontal width (sum of widths of single button images) should not exceed 1024 pixels. The button images are vertically centered at screen position $y=718$. Therefore, if a button image shall overlap with the navigation view area e.g. 20 pixels the image has to have these 20 pixels added to bottom as well:



Every navigation button has two states: active (i.e. view is active) and not active (i.e. view can be activated) and the button images should be different enough to make that clear to the user of the application. The logo button only has one state, the button that switches between different language versions toggle between two images. The navigation buttons have to be created in two versions as well if a two language version is required.

3. Navigation views

3.1 Pile view

Background image with dimensions 1024×668 pixels landscape format.

3.2 Mosaic view

Nothing to customize.

3.3 Category view

The size of the background image should be 1024×668, but the first 200 pixels will be overlaid by the vertical scroll bar and are therefore not visible.

3.4 Context view

The context overview image and the images of the contexts can be up to 2048×2048 pixels and the minimum zoom scale is 1.0, maximum zoom scale is 2.0. The initial zoom scale is 1.3. Touchareas and labelpositions are measured in image coordinates.

3.5 Map view

The maximum image for the map view without tiling is 2048×2048. It can be zoomed until the image pixels reach the size of the screen pixels.

If the image is exactly 1024×668 pixels, the image will not be zoomable.

3.6 Imprint/Infoscreen

The info screen image dimension is the full 1024×768 pixels of the iPad.