

SCIENTIFIC REPORTS



OPEN

Regulating wave front dynamics from the strongly discrete to the continuum limit in magnetically driven colloidal systems

Received: 08 September 2015

Accepted: 21 December 2015

Published: 03 February 2016

Fernando Martinez-Pedrero¹, Pietro Tierno^{1,2}, Tom H. Johansen^{3,4} & Arthur V. Straube⁵

The emergence of wave fronts in dissipative driven systems is a fascinating phenomenon which can be found in a broad range of physical and biological disciplines. Here we report the direct experimental observation of discrete fronts propagating along chains of paramagnetic colloidal particles, the latter propelled above a traveling wave potential generated by a structured magnetic substrate. We develop a rigorously reduced theoretical framework and describe the dynamics of the system in terms of a generalized one-dimensional dissipative Frenkel-Kontorova model. The front dynamics is explored in a wide range of field parameters close to and far from depinning, where the discrete and continuum limits apply. We show how symmetry breaking and finite size of chains are used to control the direction of front propagation, a universal feature relevant to different systems and important for real applications.

Examples of driven spatially discrete systems are widespread in both living and nonliving matter, ranging from signal propagation in biological cells^{1,2} to motion of interfaces^{3,4}, charge density waves (CDWs)^{5–8}, vortices in type-II superconductors^{9–11}, frictional surfaces^{12,13}. In general, a pinned system subjected to an external force may generate propagating fronts when reaching a threshold force. These fronts may induce depinning of the whole system, via transport of matter accompanied by energy dissipation. In discrete systems, emergence of propagating fronts under such conditions has received much theoretical attention in the past, mainly in relation to excitable cells¹⁴, burst waves in array of reaction sites¹⁵ and semiconductor superlattices¹⁶. In contrast, direct observations of wavefront dynamics in microscale systems have often been restricted to averaged quantities, such as current-voltage characteristics in CDWs¹⁷ and vortices in superconductors¹⁸, or dedicated surface imaging in chemical waves¹⁹.

Ensembles of interacting colloidal particles assembled above periodic optical^{20–22} or magnetic^{23,24} potentials represent simplified laboratory-scale model systems where the dynamics can be investigated in real time and space²⁵. However, systems displaying well controlled fronts in ensembles of interacting colloidal particles are difficult to realize due to the strong damping of the dispersing medium, unless a pinning potential combined with an external force is used.

In this article, we explore the propagation of fronts along mobile chains assembled from interacting paramagnetic colloidal particles and driven above a magnetic structured film via a traveling potential landscape. In contrast to the magnetic chains propelling longitudinally with respect to the direction of motion²⁴, here we employ a system where chains move perpendicular to their main axis. Although Brownian dynamics simulations are capable of replicating experimental observations, we develop a coarse grained analytically tractable description that admits a much deeper insight. We show that the complexity of the original system can be significantly reduced and it can be rigorously mapped to a generalized dissipative Frenkel-Kontorova (FK) model, allowing for a simple and accurate interpretation.

¹Estructura i Constituents de la Matèria, Universitat de Barcelona, Av. Diagonal 647, 08028, Barcelona, Spain.

²Institut de Nanociència i Nanotecnologia, Universitat de Barcelona, Barcelona, Spain. ³Department of Physics, The University of Oslo, P.O. Box 1048 Blindern, 0316 Oslo, Norway. ⁴Institute for Superconducting and Electronic Materials, University of Wollongong Innovation Campus, Squires Way, North Wollongong NSW 2500, Australia.

⁵Department of Physics, Humboldt-Universität zu Berlin, Newtonstr. 15, D-12489 Berlin, Germany. Correspondence and requests for materials should be addressed to P.T. (email: ptierno@ub.edu) or A.V.S. (email: straub@physik.hu-berlin.de)

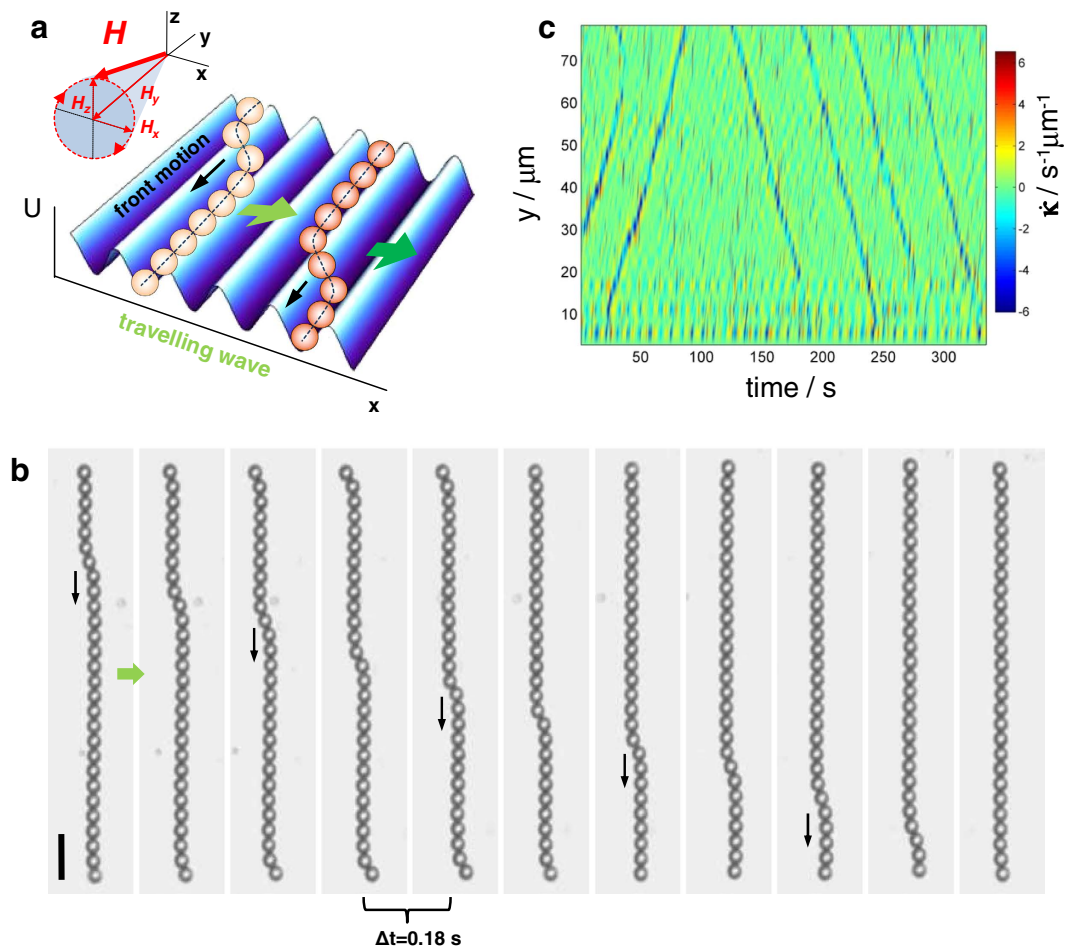


Figure 1. Propagation of fronts along propelling colloidal chains. (a) Schematic of a mobile chain of paramagnetic colloidal particles following a traveling periodic energy landscape, as realized by an external magnetic field precessing around the y -axis. The particles are held together by applying the static component H_y and the translation of the otherwise stationary periodic landscape along the x axis (green arrows) is prompted by the precession of the magnetic field. The chain is aligned along a valley of the landscape. Under the combination of the drag forces and thermal fluctuations, a terminal particle jumps to the neighboring valley behind the chain, which triggers the front propagation along the chain (black arrows). (b) Sequence of images showing a front propagating downwards at a speed $v_f = 26.7 \mu\text{m s}^{-1}$ along a chain composed of $N = 28$ paramagnetic colloidal particles (MovieS1 in Supporting Information). Field parameters are $H_0 = H_y = 1500 \text{ A m}^{-1}$, $\omega = 37.7 \text{ rad s}^{-1}$; time lapse between images is 0.18 s and the scale bar is $10 \mu\text{m}$. (c) Space-time diagram of the chain bending rate $\dot{\kappa}$, showing that fronts can propagate in both directions, upwards (along the y axis) and downwards (against the y axis).

Being thoroughly studied in the conservative limit²⁶, when the system becomes strictly nondissipative, the FK model is a cornerstone for understanding various nonlinear systems^{27,28}, from coupled oscillators²⁹ to discrete reaction-diffusion systems³⁰, where many important questions remain open. Modifications of the FK model are also widely used in nanotribology³¹ to understand on a simplified ground frictional mechanisms occurring at the atomic scale³², or in sliding biological filaments³³. In relation to the dissipative case, most efforts have been mainly theoretical and either focusing on the dynamics at²⁹, or close to^{30,34}, the depinning transition or those performed for continuum systems^{8,35}. Our work presents an experimental realization of a dissipative FK system with emergent discrete fronts which can be generated and controlled by an applied external field. The dynamics of the system is systematically analyzed from the strongly discrete to the continuum limit by tuning the external field and consequently the coupling strength. Relevant for potential applications, we show that the finite system size allows us to polarize the emerging fronts via controlled symmetry breaking which results from uncompensated edge effects.

Results

Observing discrete fronts. We assemble and transport paramagnetic colloidal chains by using a bismuth substituted ferrite garnet film (FGF) characterized by a series of parallel ferromagnetic domains with alternating perpendicular magnetization and a spatial periodicity of $\lambda = 2.5 \mu\text{m}$ (see Methods). The periodic arrangement of the nanoscale domain walls in the FGF film creates a one-dimensional (1D) sinusoidal potential landscape along

the x direction, as shown in Fig. 1(a). Above this potential, we place paramagnetic microspheres of diameter $d = 2.8 \mu\text{m}$, which are attracted by the stray field of the film \mathbf{H}^{sub} and reside in minima of the energy landscape. In a magnetic field \mathbf{H} , the particles acquire an induced dipole moment $\mathbf{m} = v\chi\mathbf{H}$, where $v = \pi d^3/6$ is the volume of particle and χ is the effective magnetic volume susceptibility of the particles. Application of an external alternating (ac) \mathbf{H}^{ac} magnetic field rotating in the (x, z) plane,

$$\mathbf{H}^{\text{ac}} = H_0(\cos \omega t, 0, -\sin \omega t), \quad (1)$$

modulates the stray field of the FGF and causes the energy potential landscape to translate at a constant speed

$$v_0(\omega) = \frac{\omega}{k}. \quad (2)$$

Here, H_0 and ω are respectively the amplitude and angular frequency of the ac field and $k = 2\pi/\lambda$ is the wave number of the landscape. At low enough frequency, the particles follow the running energy minima with an average translational speed $\langle \dot{x} \rangle = v_0$.

To assemble the magnetic particles into a traveling chain aligned along the y axis, we add to \mathbf{H}^{ac} a constant (dc) in-plane magnetic field, such that this field tilts the otherwise parallel magnetic moments along the y axis. As shown in ref. 36, the critical field above which the particles confined to the same minimum of the energy landscape experience net attractive interactions is:

$$H_y^* = \frac{H_0}{\sqrt{2}}. \quad (3)$$

Note that this critical value can also be derived from the effective potential of mean force, see Eq. (19) in the Methods section. For the considered chain configuration, the effective potential describing dipolar interaction between a pair of particles in the chain is given by: $U_{\text{dd}}^{\text{eff}}(r) = -\gamma(2H_y^2 - H_0^2)/r^3$, where $\gamma = \mu_0(v\chi)^2/(8\pi) > 0$, $\mu_0 = 4\pi \times 10^{-7} \text{ H m}^{-1}$, and r is the distance between the particles. At the field given by Eq. (3) the dipolar force vanishes, separating the cases of repelling ($H_y < H_y^*$) and attracting ($H_y > H_y^*$) particles. Thus, H_y is used not only to assemble the particles in chains but also to control the chain stiffness, while \mathbf{H}^{ac} is an independent means to induce their propulsion. A schematic showing the moving sinusoidal landscape with a chain of paramagnetic colloids is shown in Fig. 1(a).

A typical front is shown in Fig. 1(b), which is generated when the combination of the drag force and the thermal fluctuations displace a particle from its current dynamic equilibrium position in the propelling chain to the one that lags behind the chain by one spatial period λ . The front travels along the chain at an average speed $v_f > v_0$. We quantify the chain transverse deformation by measuring the bending rate $\dot{\kappa} = \partial\kappa/\partial t$, which describes the change in shape of the traveling chain³⁷. Here, the curvature is given by $\kappa(s, t) = |\partial^2\mathbf{x}/\partial s^2|$ with s the arc length of the chain. As a consequence of the finite size of the chain, the fronts are typically excited at one of the two chain ends, since those particles only have one pulling neighbor and consequently are more susceptible to lose their phase. The spatial symmetry of the system with respect to y implies that fronts propagating upwards and downwards (against and along the y axis, respectively) are equally probable, as shown in Fig. 1(c).

Coarse-grained model capable of front propagation. To obtain insight into the basic physics and quantify the dynamics of fronts, we apply a reduced one-dimensional (1D) model capable of front propagation along propelling chains. As shown in Methods, the complexity of full two-dimensional time-dependent system of a finite number N of magnetically interacting particles can be reduced. As a result of consistent coarse graining, the experimental system is cast into a generalized FK model with a “sine-Gordon” on-site potential $V(\varphi) = \omega_c(1 - \cos\varphi) - \omega\varphi$,

$$\dot{\varphi}_l = \omega - \omega_c \sin \varphi_l + \mathcal{L}(\varphi_l) + \xi_l(t), \quad (4)$$

$$\mathcal{L}(\varphi_l) = \begin{cases} \beta(\varphi_{l+1} - \varphi_l) + \Delta\omega, & \text{if } l = 1, \\ \beta(\varphi_{l+1} - 2\varphi_l + \varphi_{l-1}), & \text{if } 1 < l < N, \\ \beta(\varphi_{l-1} - \varphi_l) - \Delta\omega, & \text{if } l = N. \end{cases} \quad (5)$$

Note that the dynamics of particles with the coordinates x_l ($l = 1, \dots, N$) is formulated in the reference frame moving with the speed v_0 , Eq. (2), in terms of the phase variables, $\varphi_l(t) = -k(x_l(t) - v_0t)$.

The overdamped dynamics of phase in Eq. (4) is determined by the constant term ω caused by the external modulation, Eq. (1), the critical frequency ω_c that sets the amplitude of the sinusoidal landscape, a discrete linear coupling term originating from the dipolar interactions with the nearest neighbor particles, Eq. (5), and a stochastic term ξ_l effectively taking into account the presence of thermal fluctuations and possible structural disorder³⁸. Here, $\beta = \beta(H_0, H_y)$ is the coupling strength that has the dimension of frequency, $\Delta\omega = \Delta\omega(H_x, H_y)$ is an effective frequency shift, and $\xi_l(t)$ is a Gaussian white noise with zero mean, $\langle \xi_l(t) \rangle = 0$, and covariance given by $\langle \xi_l(t)\xi_{l'}(t') \rangle = 2k^2 D \delta_{ll'} \delta(t - t')$ with D being the coefficient of Brownian diffusion (see Methods). For noninteracting particles ($\gamma = 0$), the coupling term vanishes, $\mathcal{L}(\varphi_l) = 0$, Eq. (4) reduces to the generic stochastic Adler equation (for the discussion of its properties, see refs 39,40),

$$\dot{\varphi}_l = \omega - \omega_c \sin \varphi_l + \xi_l(t), \quad (6)$$

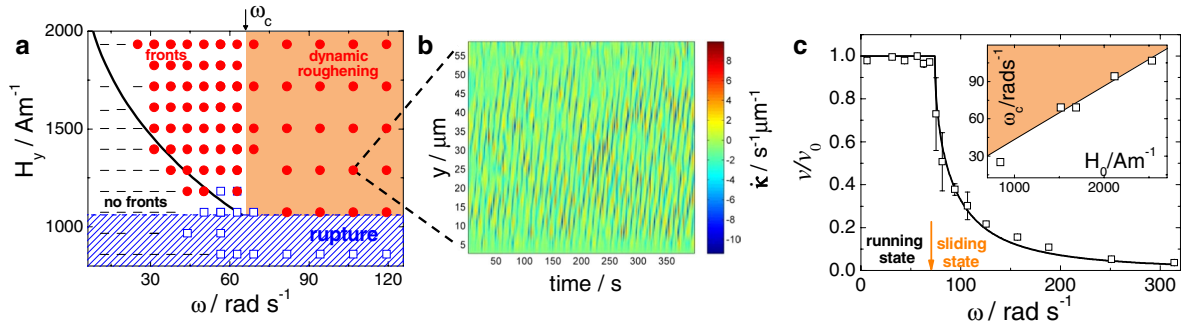


Figure 2. Existence of fronts and dynamics of individual colloidal particles. (a) State diagram in the (ω, H_y) plane denoting regions with no fronts (black segments), propagating fronts (red circles), dynamic roughening (shaded area) and chain rupture (blue squares) below the blue dashed line $H_y = H_0/\sqrt{2}$ with $H_0 = 1500 \text{ A m}^{-1}$. The depinning transition, $\omega_d(H_y)$ (solid line), is calculated by numerically solving Eqs. (4) and (5); The asymptotic behavior of $\omega_d(H_y)$ at small and large values of H_y is in accordance with Eqs. (9) and (10), respectively; recall that $\beta = \beta(H_y)$, see Eq. (23) in Methods. (b) Space-time diagram of \dot{k} of a chain showing dynamic roughening occurring in the sliding state, see MovieS2 in the Supporting Information. (c) Normalized velocity of a single particle v/v_0 versus angular frequency ω for $H_0 = 1500 \text{ A m}^{-1}$ showing the transition from the running to sliding states separated by a critical frequency ω_c . In the inset we show the critical frequency versus H_0 .

which admits a stable phase-locked solution $\Phi(\omega) = \arcsin(\omega/\omega_c)$ for $\omega < \omega_c$ and a phase-drift solution, $\varphi_l = \varphi_l(t)$, with the deterministic mean speed $\langle \dot{\varphi}_l \rangle = \sqrt{\omega^2 - \omega_c^2}$ for $\omega > \omega_c$.

We note that the invariance of Eqs. (4) and (5) with respect to the transformation $\varphi_l \rightarrow \varphi_l + 2\pi$ makes it effectively bistable with the stable equilibria $\varphi_- = \Phi$ and $\varphi_+ = \Phi + 2\pi$. As a result, for $\beta > 0$, the model given by Eqs. (4) and (5) admits monotonic discrete front solutions^{8,34}

$$\varphi_l = \varphi(y_l - v_f t): \quad \varphi_l \rightarrow \varphi_{\mp} \text{ as } l \rightarrow \pm\infty, \tag{7}$$

$$\varphi_l = \varphi(y_l + v_f t): \quad \varphi_l \rightarrow \varphi_{\pm} \text{ as } l \rightarrow \pm\infty, \tag{8}$$

with a front speed $v_f(\omega, \beta) > 0$, describing the fronts traveling along and against the y axis, respectively.

It is also important to note that the parameter $\Delta\omega$, which enters only the governing equations for the terminal particles, introduces asymmetric frequency shifts, $\omega \rightarrow \omega \pm \Delta\omega$, cf. Eqs. (4) and (5) for $l = 1$ and $l = N$. In the partial case of $\Delta\omega = 0$, Eqs. (4) and (5) are invariant under the transformation $y \rightarrow -y$, and the fronts traveling in opposite directions, along and against the y axis, remain equally probable. This property of the model reflects the experimental observation shown by Fig. 1(c). The case $\Delta\omega \neq 0$, however, breaks this symmetry and front solutions in Eqs. (7) and (8) are no longer equally probable. Depending on the sign of the parameter $\Delta\omega$, one (or the opposite one) direction of front propagation becomes preferable. Both these situations are discussed below.

Dynamic state diagram. Discrete fronts as a result of depinning of flexible chains. We now analyze the symmetric case, $\Delta\omega(H_x = 0) = 0$, when the asymmetry in the behavior of the terminal particles described by Eqs. (4) and (5) for $l = 1$ and $l = N$ disappears. For this reason, properties of front propagation exhibited by finite chains composed of few tens of particles can be drawn equally well from the model of an infinite chain. In Fig. 2(a), we show a state diagram illustrating the various dynamic regimes and types of chain deformation experimentally observed in the (ω, H_y) plane. We first note that the propelling chain is stable for positive coupling strengths $\beta > 0$, which corresponds to large enough fields, $H_y > H_y^* = H_0/\sqrt{2}$, as follows from Eq. (3) and Eq. (23) in the Methods section. For smaller fields ($H_y < H_y^*$), the coupling strength is negative, $\beta < 0$, and the chain breaks up. The critical line $H_y = H_y^* = 1060 \text{ A m}^{-1}$ predicted by the model for $H_0 = 1500 \text{ A m}^{-1}$ is in agreement with the experimental observations, Fig. 2(a). Above this line, for $\omega \in [25.1, 64.7] \text{ rad s}^{-1}$, we observe chains running with a net speed of $v \approx v_0$ accompanied by fronts propagating along the chains, where v_0 is given by Eq. (2). For frequencies $\omega \gtrsim \omega_c \approx 64.7 \text{ rad s}^{-1}$, the chain propulsion slows down and stable fronts are no longer observed.

This behavior is explained by a global instability of Eq. (4) at $\omega = \omega_c(H_0)$, at which the stable equilibria φ_{\pm} (existing for $\omega < \omega_c$) disappear and the phase starts to drift. As described by Eq. (6), a deterministic chain of noninteracting particles either locks to the landscape and runs together with it uniformly, with the constant speed v_0 ($\omega < \omega_c$), or decouples from the landscape and slides across it asynchronously with a lower net speed, $v = v_0(1 - \sqrt{1 - \omega_c^2/\omega^2}) < v_0$ ($\omega > \omega_c$), see Fig. 2(c). The extinction of stable equilibria φ_{\pm} prohibits front solutions. We confirm this expectation by observing beyond ω_c multiple bending fluctuations typical of dynamic roughening phenomena⁴¹, as shown in the space time plot of \dot{k} in Fig. 2(b).

From Fig. 2(a) it becomes clear that there is also a lower bound for the existence of fronts. It is set by the dependence $\omega = \omega_d(\beta) < \omega_c$, which represents the depinning transition caused by the discreteness of the system. At

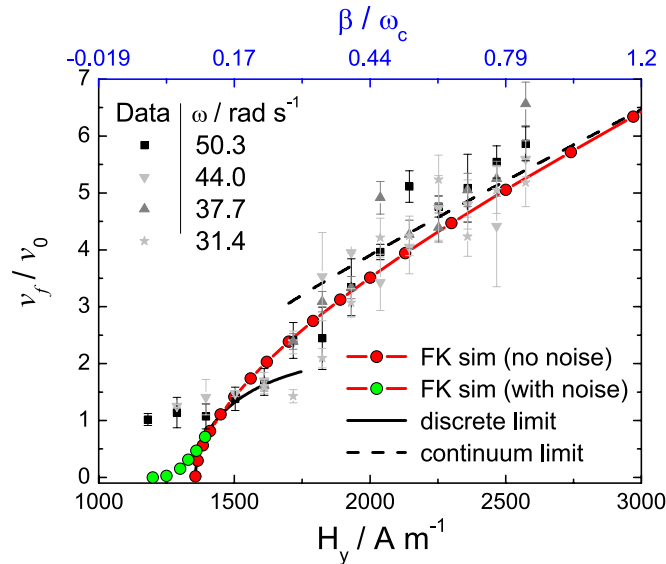


Figure 3. Magnetic control of front speed switching from the discrete to continuum limits. Normalized front velocity v_f/v_0 as functions of the magnetic field H_y (bottom axis) and the normalized coupling strength β/ω_c (top axis). Scattered symbols denote experimental data for different ω ($H_0 = 1500 \text{ A m}^{-1}$). Continuous (red) lines with filled red and green circles are results of respectively deterministic ($D = 0$) and stochastic (effective diffusion coefficient $D \approx 0.3 \mu \text{ m}^2 \text{ s}^{-1}$) simulations of Eqs. (4) and (5) for $N = 20$ particles. The value of D in the stochastic simulation effectively accounts for both thermal fluctuations and structural disorder, leading to rounding of the transition close to the depinning point and converging to the deterministic result away from it. Black continuous and dashed lines represent the predictions in the discrete, Eq. (11), and continuum, Eq. (12), limits, respectively.

low frequencies, $\omega < \omega_d$, inhomogeneous solutions with front-like profiles remain “pinned” and fail to propagate. The fronts depin and start to propagate for $\omega > \omega_d$. The critical dependence $\omega_d = \omega_d(\beta(H_y))$ is evaluated numerically by solving the FK model, Eqs. (4) and (5).

In the strongly discrete limit, when front profiles are sharp, ω_d is largest and can be evaluated similarly to the approach applied in ref. 30,

$$\omega_d \approx \omega_c \left[1 - \frac{\beta}{\omega_c} (2 + \pi) \right] \rightarrow \omega_c, \text{ as } \frac{\beta}{\omega_c} \rightarrow 0. \tag{9}$$

In the continuum limit²⁹, the dependence is known to decay exponentially with the coupling strength,

$$\omega_d \propto \frac{\beta}{\omega_c} \exp \left(-\sqrt{\frac{\beta}{\omega_c}} \right) \rightarrow 0, \text{ as } \frac{\beta}{\omega_c} \rightarrow \infty. \tag{10}$$

In this limiting case, fronts are smooth and the discrete FK model, Eqs. (4) and (5) applied to an infinite chain, can be approximated by a conventional continuum reaction-diffusion equation. The discrete coupling term, $\beta(\varphi_{l+1} - 2\varphi_l + \varphi_{l-1})$, is replaced by a 1D continuum diffusion term, $\beta d^2 \partial_{yy} \varphi$.

Transition from the strongly discrete to continuum limit for the front speed. In order to characterize the front dynamics we perform a series of experiments by measuring the front velocity v_f versus the field amplitude H_y for different driving frequencies ω . Figure 3 shows the growth of the normalized front speed v_f/v_0 with the increase in H_y , which demonstrates a smooth transition from the strongly discrete to continuum limit predictions. Indeed, close to the depinning transition at $H_y \approx 1400 \text{ A m}^{-1}$, the front speed can be evaluated as

$$v_f(\omega, \beta) \approx \frac{\sqrt{\omega - \omega_d}}{\pi \sqrt{2}} \left(1 + \frac{2\beta}{\sqrt{\omega_c^2 - \omega_d^2}} \right)^{1/2}, \tag{11}$$

as analytically derived in ref. 34. Note that because ω_d is a function of β , cf. Eq. (9), the dependence of v_f on β deviates from a simple power law. In the continuum reaction-diffusion formalism we obtain an estimate,

$$v_f(\omega, \beta) \approx \frac{\pi \omega d}{4} \sqrt{\frac{\beta}{\omega_c}}, \tag{12}$$

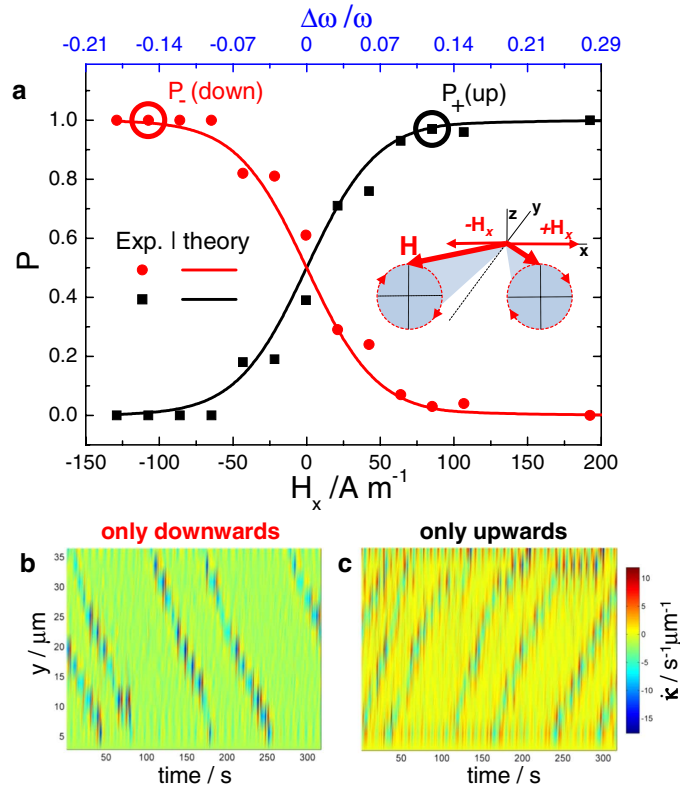


Figure 4. Magnetic control of the direction of front propagation. (a) Probabilities to observe fronts propagating upwards, P_+ (black), and downwards, P_- (red), as functions of constant field H_x (bottom axis) and $\Delta\omega/\omega$ (top axis) for $H_0 = H_y = 1500 \text{ A m}^{-1}$, $\omega = 37.7 \text{ rad s}^{-1}$. Points correspond to experimental data, and lines are fits according to the theoretical model, Eq. (13), performed as described in the text. (b,c) Space-time diagrams of the bending rate κ showing the polarization of fronts moving either downwards (b) or upwards (c). Experimental conditions correspond to the two circles in panel (a).

which is consistent with the scaling $v_f \sim \omega\sqrt{\beta}$ reported previously²⁹. To derive analytic prediction (12), we assumed that the front profile does not significantly deviate from the stationary kink solution valid at $\omega = 0$, which is justified in the continuum approximation and is a posteriori confirmed by numerical simulations in the continuum limit.

We emphasize that neither of the asymptotic predictions, Eqs. (11) and (12), are uniformly valid in the whole range of H_y , when compared with the results of simulations of Eqs. (4) and (5), shown as filled circles in Fig. 3. The numerical data are in good agreement with the experimental ones in the whole range of H_y for $\gamma/\zeta = 75 \mu\text{m}^2 \text{mA}^{-2} \text{s}^{-1}$, used as a fit parameter with ζ being the coefficient of viscous friction. The only discrepancy occurs close to the depinning point, where the experimental data deviate from the theoretical prediction.

On one hand, this distinction can be attributed to the presence of thermal fluctuations and structural disorder. As known from the literature^{42,43}, these factors accounted as effective thermal noise result in rounding of the transition in the vicinity of depinning. As confirmed by our simulations (see Fig. 3), while the purely deterministic limit displays a sharp transition (red circles), the presence of thermal noise leads to its softening (green circles). On the other hand, a reliable estimate for the front speed close to the depinning point, where front speeds are small, requires accumulation of large enough statistics. These amounts of data can be obtained within the framework of the numerical model but are not always available in the experiment.

However, because $\beta = \beta(H_y)$, see Eq. (23) in the Methods section, by uniformly changing H_y , our experimental system allows us to explore systematically the whole range of β , from strongly discrete, $\beta \ll \omega_c$, to nearly continuum limits. From the comparison of the results of the full FK model, Eqs. (4) and (5), with the continuum-limit prediction Eq. (12) in Fig. 3, we conclude that the continuous limit sets already at $\beta \gtrsim \omega_c$.

Controlling the direction of front propagation. Finally, we demonstrate how by adding a small constant component H_x to the external field such that $|H_x| \ll H_0$, we can control the direction of front propagation. In Fig. 4, we plot the probabilities to observe an upwards, P_+ , or downwards, P_- , propagating front versus H_x . The physical mechanism underlying this front polarization effect is based on an interplay between the finite size of chains, which implies broken spatial symmetry of the system for $H_x \neq 0$ for terminal particles, and thermal noise.

We recall that front propagation is typically triggered by a terminal particle in the chain, as soon as the terminal particle overcomes a potential barrier ΔV needed to undergo the transition $\varphi_- \rightarrow \varphi_+$. As follows from Eqs. (4) and (5), for the perfectly symmetric case, $H_x = 0$, the stable equilibria are $\varphi_-(\omega) = \Phi(\omega)$ and $\varphi_+(\omega) = \Phi(\omega) + 2\pi$

with $\Phi(\omega) = \arcsin(\omega/\omega_c)$, and the corresponding barrier $\Delta V(\omega) = \pi\omega - 2\omega\Phi(\omega) - 2\sqrt{\omega_c^2 - \omega^2}$. The symmetry of the model is broken for the terminal particles via the term $|\Delta\omega(H_x)| \ll \omega$ with $\Delta\omega \propto H_x$, see Eq. (23) in Methods section. Therefore, the equilibria positions for the terminal particles are slightly shifted from $\varphi_{\pm}(\omega)$ for $H_x = 0$ to $\varphi_{\pm}(\omega \pm \Delta\omega)$ for $H_x \neq 0$. Note that the equilibria positions of the inner particles remain unaffected, which particularly indicates that the mechanism is essentially independent of the chain length, ensuring its universality. As a result, the barrier $\Delta V(\omega \pm \Delta\omega)$ which the terminal particle has to overcome in the case $H_x \neq 0$ decreases for $\pm \Delta\omega > 0$ and increases for $\pm \Delta\omega < 0$, respectively.

In the presence of thermal fluctuations, the associated Kramers' escape rates, $r_{\pm}(\Delta\omega) \propto \exp[-\Delta V(\omega \pm \Delta\omega)/(k^2D)]$ lead us to the probabilities $P_{\pm} = r_{\pm}/(r_{+} + r_{-})$. Their approximate evaluation yields the following expressions:

$$P_{\pm}[\Delta\omega(H_x)] = \left[1 + \exp\left(\frac{\mp \arccos(\omega/\omega_c)\Delta\omega(H_x)}{k^2D}\right) \right]^{-1}, \quad (13)$$

which are used to fit the experimental data (scattered points) in Fig. 4. Equation (13) can be considered as a function of the H_x field, $P_{\pm}(H_x) = 1/[1 + \exp(\mp cH_x)]$, where c is a fit parameter. A good agreement between this analytic prediction and the experimental data is achieved at $c = 0.04 \text{ mA}^{-1}$. A similar dependence in terms of β can be obtained by using the relation between β and H_x , see Eq. (23) in the Methods section.

As follows from the prediction for P_{\pm} , Eq. (13), the fronts propagating upwards and downwards are equally probable at $H_x = 0$, $P_{+} = P_{-} = 1/2$, which is well seen from Fig. 4(a). This finding is expected from the discussed symmetry of the model, since at $H_x = 0$ the frequency shift $\Delta\omega = 0$ and Eqs. (4) and (5) become invariant with respect to the transformation $y \rightarrow -y$. We note that exponential dependence of P_{\pm} on H_x ensures that already relatively small values of $H_x \neq 0$ allow us to polarize the fronts. Indeed, at $|H_x| = 100 \text{ A m}^{-1}$, which is much smaller than the fields $H_0 = H_y = 1500 \text{ A m}^{-1}$, we can have polarized fronts propagating either downwards ($P_{-} \approx 1$, $P_{+} \approx 0$, $H_x < 0$) or upwards ($P_{-} \approx 0$, $P_{+} \approx 1$, $H_x > 0$), depending on the sign of H_x , see Fig. 4(b,c).

Conclusions

We have presented an experimental system showing discrete fronts which propagate along chains of paramagnetic colloidal particles held together and driven by an external magnetic field. We develop a reduced analytically tractable model which exquisitely matches and explains the observed features in a wide range of field strengths ranging from the strongly discrete to continuum limits. The finite size of chains is used to polarize the emerging front via a symmetry breaking mechanism. We note that the actual number of particles in the chain is unimportant and the mechanism is effectively universal, being valid for both short and long chains. The ability to control the front dynamics, including its propagation direction, in driven colloidal systems is appealing for potential applications such as e.g. transport and precise positioning of functionalized cargos above moving fronts or colloidal fractionation in nanofluidic sieving processes³⁶. Finally, the generic form of the developed model presents a firm implication for a greater variety of systems exhibiting similar phenomena. Particular details of our experimental system present no restrictions for our findings, which can expectedly be extended to other nonlinear systems in biological and condensed matter contexts.

Methods

Experimental colloidal system. We used aqueous suspension of monodisperse paramagnetic colloidal particles (Dynabeads M-270, Dynal) of diameter $d = 2.8 \mu\text{m}$ and effective magnetic volume susceptibility $\chi = 0.4$. The particles are paramagnetic due to the uniform doping (20% by weight) with iron-oxide grains. The stripe patterned ferrite garnet film (FGF) of wavelength $\lambda = 2.5 \mu\text{m}$ was grown by dipping liquid phase epitaxy on a gadolinium gallium garnet substrate⁴⁴. The particles were diluted in highly deionized water and deposited above the FGF surface. We prevented particle adhesion to the FGF substrate by coating the latter with a $1 \mu\text{m}$ thick layer of a photoresist (AZ-1512 Microchem, Newton, MA) via standard spin coating and backing procedures.

The applied magnetic field was provided via custom-made Helmholtz coils perpendicular to each other. The coils were connected to two independent bipolar amplifiers (Kepco BOP 20-10M, KEPKO) controlled with a wave generator (TGA1244, TTI). To visualize the particle dynamics we used an upright optical microscope (Eclipse Ni, Nikon) which was equipped with a $100 \times 1.3 \text{ NA}$ oil immersion objective and a CCD camera (Balsar Scout scA640-74fc) working at 75 frames per second. A total field of view of $145 \times 109 \mu\text{m}^2$ was obtained by adding before to the optical path a $0.45 \times \text{TV}$ adapter.

General theoretical framework. We start by considering an ensemble of N interacting colloidal particles placed above the FGF at a fixed elevation z and in-plane positions $\mathbf{r}_l = (x_l, y_l)$ with $l = 1, \dots, N$. The dynamics of particles can be well described by two-dimensional (2D) overdamped Langevin equations

$$\dot{\mathbf{r}}_l = -\frac{1}{\zeta} \nabla_l U + \sqrt{2D} \boldsymbol{\eta}_l(t). \quad (14)$$

Here ζ is the coefficient of viscous friction, D of Brownian diffusion, and $\boldsymbol{\eta}_l = (\eta_{lx}, \eta_{ly})$ is a Gaussian white noise with zero mean, $\langle \eta_{\alpha l}(t) \rangle = 0$, and unit covariance matrix, $\langle \eta_{\alpha l}(t) \eta_{\alpha' l'}(t') \rangle = \delta_{\alpha\alpha'} \delta_{ll'} \delta(t - t')$, where $\alpha, \alpha' \in \{x, y\}$.

The total magnetic energy of the ensemble of induced dipoles is given by

$$U = \sum_l U_s(\mathbf{r}_l, t) + \frac{1}{2} \sum_l \sum_{l' \neq l} U_{dd}(\mathbf{r}_{ll'}, t), \quad (15)$$

where

$$U_s(\mathbf{r}_l, t) = -\frac{1}{2} \mu_0 v \chi \mathbf{H}^2(\mathbf{r}_l, t), \quad (16)$$

$$U_{dd}(\mathbf{r}_{ll'}, t) = \gamma \left[\frac{(\mathbf{H}(\mathbf{r}_l, t) \cdot \mathbf{H}(\mathbf{r}_{l'}, t))}{r_{ll'}^3} - 3 \frac{(\mathbf{H}(\mathbf{r}_l, t) \cdot \mathbf{r}_{ll'}) (\mathbf{H}(\mathbf{r}_{l'}, t) \cdot \mathbf{r}_{ll'})}{r_{ll'}^5} \right], \quad (17)$$

describe the individual interaction of particles with the magnetic field above the substrate and pairwise dipolar interactions, respectively. Here $\gamma = \mu_0(v\chi)^2/(8\pi)$, $\mathbf{r}_{ll'} = \mathbf{r}_l - \mathbf{r}_{l'}$ are the relative coordinates, and $r_{ll'} = |\mathbf{r}_{ll'}|$ the inter-particle distances.

The total field above the FGF is evaluated as $\mathbf{H} = \mathbf{H}^{ac} + \mathbf{H}^{dc} + \mathbf{H}^{sub}$ with the external time alternating field $\mathbf{H}^{ac} = (\cos\omega t, 0, -\sin\omega t)$, the external constant field $\mathbf{H}^{dc} = (H_x, H_y, 0)$, and the field of substrate $\mathbf{H}^{sub} = (4M_s/\pi) e^{-kz}(\cos kx, 0, -\sin kx)^{45}$. Here, ω is the angular frequency of modulation, M_s is the saturation magnetization and $k = 2\pi/\lambda$ the wave number of the substrate. The H_x field is assumed to be small, $|H_x| \ll H_0$, and is used to control the direction of the front propagation.

Derivation of the reduced theoretical model. To derive an efficient rigorously reduced one-dimensional (1D) description in terms of a generalized Frenkel-Kontorova (FK) model, we perform two consecutive steps reducing the complexity of the full 2D time-dependent model, Eqs. (14)-(17).

First, by integrating out the “fast” oscillatory timescale $\tau = \omega^{-1}$, we focus on the slow dynamics at times $t \gg \tau$ ^{46,47}, to arrive at effective potentials of mean force

$$U_s^{eff}(\mathbf{r}_l, t) = -U_0 \cos[k(x_l - v_0 t)] + O(H_x^2), \quad (18)$$

$$U_{dd}^{eff}(\mathbf{r}_{ll'}) = \frac{\gamma}{r_{ll'}^5} \left[\left(H_y^2 - \frac{H_0^2}{2} \right) x_{ll'}^2 - 6H_x H_y x_{ll'} y_{ll'} - (2H_y^2 - H_0^2) y_{ll'}^2 \right] + O(H_x^2), \quad (19)$$

where $U_0 = (4/\pi)\mu_0 v \chi M_s H_0 e^{-kz}$, $v_0(\omega) = \omega/k$, and we have retained only the leading linear contributions in H_x and neglected the smaller higher order terms $O(H_x^2)$. Note that while obtaining Eq. (19), we have assumed that the dipolar interaction is mainly caused by the externally applied field and therefore $\mathbf{H} \approx \mathbf{H}^{ac} + \mathbf{H}^{dc}$, as particularly confirmed earlier^{36,47}. We also note that the time dependence enters Eq. (18) via the combination $\alpha(x_l - v_0 t)$ typical of the wave propagation, reflecting the translation of the spatially periodic energy landscape with the speed v_0 . Thus, expressions (18) and (19) are time independent (and the corresponding slow-timescale equations of motion are fully autonomous) in the co-moving reference frame.

Next, assuming a ground state in the form of chain with $y_l = ld + \text{const}$, we consider Eqs. (14) and (15) with $U_s(\mathbf{r}_l, t)$ and $U_{dd}(\mathbf{r}_{ll'}, t)$ replaced by the effective potentials (18) and (19), which leads to 1D equations of motion

$$\dot{x}_l = \frac{1}{\zeta} \left[F_s(\mathbf{r}_l, t) + \sum_{l' \neq l} F_{dd}(\mathbf{r}_{ll'}) \right] + \sqrt{2D} \eta_{xl}(t), \quad (20)$$

with the forces $F_s(\mathbf{r}_l, t) = -\sum_{l'} \partial_{x_l} U_s^{eff}(x_{l'}, t)$ and $\sum_{l' \neq l} F_{dd}(\mathbf{r}_{ll'}) = -(1/2) \sum_{l'} \sum_{l'' \neq l'} \partial_{x_l} U_{dd}^{eff}(\mathbf{r}_{ll''}, t)$. While the evaluation of the force due to individual interaction with the field of substrate yields a simple expression

$$F_s(\mathbf{r}_l, t) = F_s(x_l - v_0 t) = -kU_0 \sin[k(x_l - v_0 t)], \quad (21)$$

the terms describing the dipolar interaction are cumbersome. Therefore, to arrive at an analytically tractable model, the dipolar force is evaluated approximately by linearizing it with respect to the coordinates $x_{ll'}$ and retaining the interactions with the nearest neighbors only. Note that although dipolar forces are long ranged and formally require to account for further neighbors⁴⁸, the nearest neighbor approximation is often successfully applied to simplify the theoretical analysis⁴¹ and is known to work particularly well for systems of paramagnetic colloidal particles coupled via dipolar interactions both in and out of equilibrium⁴⁹. As a result, for the magnetic force exerted on particle l by particles $l \pm 1$, we obtain

$$F_{dd}(\mathbf{r}_{ll\pm 1}) = F_{dd}(x_{ll\pm 1}) = -\zeta \beta x_{ll\pm 1} \mp (\zeta/k) \Delta\omega, \quad (22)$$

where the following parameters are introduced:

$$\beta = \frac{6\gamma}{\zeta d^5} (2H_y^2 - H_0^2), \quad \Delta\omega = \frac{6\gamma k}{\zeta d^4} H_x H_y. \quad (23)$$

Thus, the dynamics of the magnetic chain is reduced to 1D equations of motion

$$\dot{x}_l = -\frac{\omega_c}{k} \sin[k(x_l - v_0 t)] + \mathcal{L}'(x_l) + \sqrt{2D}\eta_{xl}(t), \quad (24)$$

where $\omega_c = k^2 U_0 / \zeta = 8\mu_0 v \chi k M_s H_0 / (\zeta \lambda) e^{-kz}$ is a critical frequency and

$$\mathcal{L}'(x_l) = \begin{cases} \beta(x_{l+1} - x_l) - \Delta\omega/k, & \text{if } l = 1, \\ \beta(x_{l+1} - 2x_l + x_{l-1}), & \text{if } 1 < l < N, \\ \beta(x_{l-1} - x_l) + \Delta\omega/k, & \text{if } l = N, \end{cases} \quad (25)$$

is the linear coupling term caused by dipolar interactions with the nearest neighbors. Finally, proceeding to the reference frame moving with the speed v_0 , introducing a phase variable $\varphi_l(t) = -k(x_l(t) - v_0 t)$, and taking into account that $\mathcal{L}(\varphi_l) = -k\mathcal{L}'(x_l)$ in Eqs. (24) and (25), we arrive at our generalized FK model given by Eqs. (4) and (5), where β stands for the coupling strength, $\Delta\omega$ is an effective frequency shift, and the stochastic term is rescaled as $\xi_l(t) = k\sqrt{2D}\eta_{xl}(t)$.

References

- Koch, A. J. & Meinhardt, H. Biological pattern formation: from basic mechanisms to complex structures. *Rev. Mod. Phys.* **66**, 1481–1507 (1994). doi: 10.1103/RevModPhys.66.1481.
- Bugrim, A. E., Zhabotinsky, A. M. & Epstein, I. R. Calcium waves in a model with a random spatially discrete distribution of Ca^{2+} release sites. *Biophys. J.* **73**, 2897–2906 (1997). doi: 10.1016/S0006-3495(97)78318-8.
- Barabási, A. L. & Stanley, H. E. *Fractal Concepts in Surface Growth* (Cambridge University Press, Cambridge, 1995).
- Halpin-Healy, T. & Zhang, Y.-C. Kinetic roughening phenomena, stochastic growth, directed polymers and all that. Aspects of multidisciplinary statistical mechanics. *Phys. Rep.* **254**, 215–414 (1995). doi: 10.1016/0370-1573(94)00087-J.
- Fisher, D. S. Sliding charge-density waves as a dynamic critical phenomenon. *Phys. Rev. B* **31**, 1396–1427 (1985). doi: 10.1103/PhysRevB.31.1396.
- Bhattacharya, S., Stokes, J. P., Higgins, M. J. & Klemm, R. A. Temporal coherence in the sliding charge-density-wave condensate. *Phys. Rev. Lett.* **59**, 1849–1852 (1987). doi: 10.1103/PhysRevLett.59.1849.
- Grüner, G. The dynamics of charge-density waves. *Rev. Mod. Phys.* **60**, 1129–1181 (1988). doi: 10.1103/RevModPhys.60.1129.
- Bonilla, L. L. & Teitworth, S. W. *Nonlinear Wave Methods for Charge Transport* (Wiley-VCH, Weinheim, 2010).
- Jensen, H. J., Brass, A. & Berlinsky, A. J. Lattice deformations and plastic flow through bottlenecks in a two-dimensional model for flux pinning in type-II superconductors. *Phys. Rev. Lett.* **60**, 1676–1679 (1988). doi: 10.1103/PhysRevLett.60.1676.
- Grönbech-Jensen, N., Bishop, A. R. & Domínguez, D. Metastable filamentary vortex flow in thin film superconductors. *Phys. Rev. Lett.* **76**, 2985–2988 (1996). doi: 10.1103/PhysRevLett.76.2985.
- Olson, C. J., Reichhardt, C. & Nori, F. Fractal networks, braiding channels, and voltage noise in intermittently flowing rivers of quantized magnetic flux. *Phys. Rev. Lett.* **80**, 2197–2200 (1998). doi: 10.1103/PhysRevLett.80.2197.
- Rubinstein, S. M., Cohen, G. & Fineberg, J. Detachment fronts and the onset of dynamic friction. *Nature* **430**, 1005–1009 (2004). doi: 10.1038/nature02830.
- Vanossi, A., Manini, N., Caruso, F., Santoro, G. E. & Tosatti, E. Static friction on the fly: Velocity depinning transitions of lubricants in motion. *Phys. Rev. Lett.* **99**, 206101 (2007). doi: 10.1103/PhysRevLett.99.206101.
- Keener, J. P. Propagation and its failure in coupled systems of discrete excitable cells. *SIAM J. Appl. Math.* **47**, 556–572 (1987). doi: 10.1137/0147038.
- Mitkov, I., Kladko, K. & Pearson, J. E. Tunable pinning of burst waves in extended systems with discrete sources. *Phys. Rev. Lett.* **81**, 5453–5456 (1998). doi: 10.1103/PhysRevLett.81.5453.
- Carpio, A., Bonilla, L. L., Wacker, A. & Schöll, E. Wave fronts may move upstream in semiconductor superlattices. *Phys. Rev. E* **61**, 4866–4876 (2000). doi: 10.1103/PhysRevE.61.4866.
- van der Zant, H. S. J., Orlando, T. P., Watanabe, S. & Strogatz, S. H. Kink propagation in a highly discrete system: Observation of phase locking to linear waves. *Phys. Rev. Lett.* **74**, 174–177 (1995). doi: 10.1103/PhysRevLett.74.174.
- Ooi, S., Mochiku, T., Tachiki, M. & Hirata, K. Oscillatory behavior of vortex-lattice melting transition line in mesoscopic $Bi_2Sr_2CaCu_2O_{8+\delta}$ superconductors. *Phys. Rev. Lett.* **114**, 087001 (2015). doi: 10.1103/PhysRevLett.114.087001.
- Mikhailov, A. S. & Showalter, K. Control of waves, patterns and turbulence in chemical systems. *Phys. Rep.* **425**, 79–194 (2006). doi: 10.1016/j.physrep.2005.11.003.
- Bohlein, T., Mikhael, J. & Bechinger, C. Observation of kinks and antikinks in colloidal monolayers driven across ordered surfaces. *Nat. Mat.* **11**, 126–130 (2012). doi: 10.1038/nmat3204.
- Evers, F. *et al.* Colloids in light fields: Particle dynamics in random and periodic energy landscapes. *Eur. Phys. J. Special Topics* **222**, 2995–3009 (2013). doi: 10.1140/epjst/e2013-02071-2.
- Juniper, M. P. N., Straube, A. V., Besseling, R., Aarts, D. G. A. L. & Dullens, R. P. A. Microscopic dynamics of synchronization in driven colloids. *Nat. Commun.* **6**, 7187 (2015). doi: 10.1038/ncomms8187.
- Yellen, B. B., Hovorka, O. & Friedman, G. Arranging matter by magnetic nanoparticle assemblers. *Proc. Natl. Acad. Sci. USA* **102**, 8860–8864 (2005). doi: 10.1073/pnas.0500409102.
- Tierno, P. Depinning and collective dynamics of magnetically driven colloidal monolayers. *Phys. Rev. Lett.* **109**, 198304 (2012). doi: 10.1103/PhysRevLett.109.198304.
- Crocker, J. C. & Grier, D. G. Methods of digital video microscopy for colloidal studies. *J. Colloid Interface Sci.* **179**, 298–310 (1996). doi: 10.1006/jcis.1996.0217.
- Flach, S., Zolotaryuk, Y. & Kladko, K. Moving lattice kinks and pulses: An inverse method. *Phys. Rev. E* **59**, 6105–6115 (1999). doi: 10.1103/PhysRevE.59.6105.
- Floría, L. M. & Mazo, J. J. Dissipative dynamics of the Frenkel-Kontorova model. *Advances in Physics* **45**, 505–598 (1996). doi: 10.1080/00018739600101557.
- Tekić, J., He, D. & Hu, B. Noise effects in the ac-driven Frenkel-Kontorova model. *Phys. Rev. E* **79**, 036604 (2009). doi: 10.1103/PhysRevE.79.036604.
- Kladko, K., Mitkov, I. & Bishop, A. R. Universal scaling of wave propagation failure in arrays of coupled nonlinear cells. *Phys. Rev. Lett.* **84**, 4505–4508 (2000). doi: 10.1103/PhysRevLett.84.4505.
- Carpio, A. & Bonilla, L. L. Wave front depinning transition in discrete one-dimensional reaction-diffusion systems. *Phys. Rev. Lett.* **86**, 6034–6037 (2001). doi: 10.1103/PhysRevLett.86.6034.
- Braun, O. M. & Kivshar, Y. S. *The Frenkel-Kontorova Model: Concepts, Methods, and Applications* (Springer, Berlin, 2004).
- Vanossi, A., Manini, N., Urbakh, M., Zapperi, S. & Tosatti, E. *Colloquium: Modeling friction: From nanoscale to mesoscale.* *Rev. Mod. Phys.* **85**, 529–552 (2013). doi: 10.1103/RevModPhys.85.529.
- Ward, A. *et al.* Solid friction between soft filaments. *Nat. Mat.* **14**, 583–588 (2015). doi: 10.1038/nmat4222.

34. Carpio, A. & Bonilla, L. L. Depinning transitions in discrete reaction-diffusion equations. *SIAM J. Appl. Math.* **63**, 1056–1082 (2003). doi: 10.1137/S003613990239006X.
35. Murray, J. D. *Mathematical Biology I: An Introduction* (Springer, Berlin, 2002), 3 edn.
36. Martínez-Pedrero, F., Straube, A. V., Johansen, T. H. & Tierno, P. Functional colloidal micro-sieves assembled and guided above a channel-free magnetic striped film. *Lab on a chip* **15**, 1765–1771 (2015). doi: 10.1039/C5LC00067J.
37. Casic, N., Schreiber, S., Tierno, P., Zimmermann, W. & Fischer, T. M. Friction-controlled bending solitons as folding pathway toward colloidal clusters. *Europhys. Lett.* **90**, 58001 (2010). doi: 10.1209/0295-5075/90/58001.
38. Tierno, P., Reimann, P., Johansen, T. H. & Sagués, F. Giant transversal particle diffusion in a longitudinal magnetic ratchet. *Phys. Rev. Lett.* **105**, 230602 (2010). doi: 10.1103/PhysRevLett.105.230602.
39. Gitterman, M. *The Noisy Pendulum* (World Scientific Publishing, Singapore, 2008).
40. Erneux, T. & Glorieux, P. *Laser Dynamics* (Cambridge University Press, Cambridge, 2010).
41. Toussaint, R., Helgesen, G. & Flekkøy, E. G. Dynamic roughening and fluctuations of dipolar chains. *Phys. Rev. Lett.* **93**, 108304 (2004). doi: 10.1103/PhysRevLett.93.108304.
42. Chauve, P., Giamarchi, T. & Le Doussal, P. Creep and depinning in disordered media. *Phys. Rev. B* **62**, 6241 (2000). doi: 10.1103/PhysRevB.62.6241.
43. Bustingorry, S., Kolton, A. B. & Giamarchi, T. Thermal rounding of the depinning transition. *Europhys. Lett.* **81**, 26005 (2008). doi: 10.1209/0295-5075/81/26005.
44. Tierno, P., Sagués, F., Johansen, T. H. & Fischer, T. M. Colloidal transport on magnetic garnet films. *Phys. Chem. Chem. Phys.* **11**, 9615–9625 (2009). doi: 10.1039/b910427e.
45. Straube, A. V. & Tierno, P. Synchronous vs. asynchronous transport of a paramagnetic particle in a modulated ratchet potential. *Europhys. Lett.* **103**, 28001 (2013). doi: 10.1209/0295-5075/103/28001.
46. Nayfeh, A. H. *Introduction to Perturbation Techniques* (Wiley, New York, 1981).
47. Straube, A. V. & Tierno, P. Tunable interactions between paramagnetic colloidal particles driven in a modulated ratchet potential. *Soft Matter* **10**, 3915 (2014). doi: 10.1039/c4sm00132j.
48. Chui, S. T. Fluctuation and elastic properties of domain walls in two-dimensional dipolar systems. *Phys. Rev. B* **51**, 250–257 (1995). doi: 10.1103/PhysRevB.51.250.
49. Straube, A. V., Dullens, R. P. A., Schimansky-Geier, L. & Louis, A. A. Zigzag transitions and nonequilibrium pattern formation in colloidal chains. *J. Chem. Phys.* **139**, 134908 (2013). doi: 10.1063/1.4823501.

Acknowledgements

We thank T. M. Fischer, A. Pikovsky, L. Schimansky-Geier and I. M. Sokolov for valuable discussions. F. M. P. and P. T. acknowledge support from the ERC Starting Grant “DynaMO” (no. 335040), from the Mineco (program no. RYC-2011-07605). A.V.S. and P. T. acknowledge support from a bilateral German-Spanish program of DAAD (project no. 57049473) via the Bundesministerium für Bildung und Forschung (BMBF).

Author Contributions

P.T. conceived the experiment. P.T. and F.M.P. performed the experiments. A.V.S. developed the theoretical model and performed simulations. T.H.J. synthesized the FGF film. All authors analyzed and interpreted the data. P.T. and A.V.S. wrote the manuscript and all the authors reviewed and commented on the manuscript.

Additional Information

Supplementary information accompanies this paper at <http://www.nature.com/srep>

Competing financial interests: The authors declare no competing financial interests.

How to cite this article: Martínez-Pedrero, F. *et al.* Regulating wave front dynamics from the strongly discrete to the continuum limit in magnetically driven colloidal systems. *Sci. Rep.* **6**, 19932; doi: 10.1038/srep19932 (2016).



This work is licensed under a Creative Commons Attribution 4.0 International License. The images or other third party material in this article are included in the article's Creative Commons license, unless indicated otherwise in the credit line; if the material is not included under the Creative Commons license, users will need to obtain permission from the license holder to reproduce the material. To view a copy of this license, visit <http://creativecommons.org/licenses/by/4.0/>